














Reception Long Term Plan 2021-22

Use alongside PAT Progress Checkpoint document.

	Autumn 1	Autumn 2	Spring 1	Spring 2	Summer 1	Summer 2
Theme – may change, to follow children's interests	New Beginnings! (Settling in) Autumn	Festivals and Colour (Christmas)	Winter Woodland	People Who Help Us	Growing	Farms and Animals
Please include hook, visits, enrichment activities	Parents Event: Introduction to Reading in Reception Wk 4	Bonfire Night 5/11/21 Diwali 4/11/21 Christmas – Dec Nativity	Forest Schools and School Barge	Visit from Fire Station / Police	ACW / Tong / Harden Garden Centre – buy seeds etc plant in our outdoor area	Hesketh Farm
Literacy: Comprehension, Word Reading & Writing (Include any books/texts to be used)	 "The Colour Monster" Developing Early Writing Skills	 "The Gingerbread Man" Developing Early Writing Skills	 "The Mitten" Developing Early Writing Skills	People Who Help Us – Non Fiction Various Non-Fiction Books Developing Early Writing Skills	  *Children use writing for a wider range of purposes such as labels, captions and lists with increased independence. *Children write short sentences with words with known sound-letter correspondences, some using a capital letter and full stop. *Some children will be writing their own narratives. *Majority of children should be able to write their name. *Sequence stories correctly – orally and drawing a story map.	
Phonics	Phase 1 Follow Letters and Sounds: *Consolidate phase 1 work done in Nurseries. Most Aspects within Phase 1 will have been covered.	Read, Write Inc.....				
Maths Number Numerical Patterns Follow White Rose Hub	Baselines Number - Place value to 10 <i>Shape, Space & Measure to be taught through provision, where possible</i> <i>Including size / shape – linked to story.</i>	Number - Place value to 10 Number - Place value to 20 <i>Shape, Space & Measure to be taught through provision, where possible</i>	Addition and subtraction Place value to 20 1 more / 1 less <i>Shape, Space & Measure to be taught through provision, where possible</i>	Addition and subtraction Place value to 20 1 more / 1 less Doubling / Halving <i>Shape, Space & Measure to be taught through provision, where possible</i>		
Understanding the World Past and Present People, Culture & Communities The Natural World	Seasons and how Autumn changes. How different people celebrate festivals: Christmas, Diwali, Hannukah Within topics / provision / child led: Finding out about others. Finding out about ourselves. Making maps of our local area. Finding places that are special to us.		People Who Help Us Seasons and how Winter changes. How different people celebrate festivals: Chinese New Year / Pancake Day – Easter Within topics / provision / child led: Finding out about others. Finding out about ourselves. Making maps of our local area. Finding places that are special to us.		Growing: How do things grow. Observe changes. Animals and their babies. Seasons and how Summer changes. How different people celebrate festivals: Eid Within topics / provision / child led: Finding out about others. Finding out about ourselves. Making maps of our local area. Finding places that are special to us.	
Physical Development	See PE Curriculum (JH) Gross Motor Skills					

<p>Expressive Arts & Design</p> <p>Exploring & Using Media & Materials</p> <p>Being Imaginative</p>	 <p>Kandinsky – circles, primary colours</p> <ul style="list-style-type: none"> Mixing and making colours Making circular marks Using paintbrushes Showing ideas by painting pictures 	 <p>Jackson Pollock – Primary colours</p> <p>Mixing and making colours.</p> <p>Mark making</p>	 <p>Matisse – primary colours & collage</p> <ul style="list-style-type: none"> Using different materials to make a picture Using scissors and hole punches to make a picture 	 <p>Warhol – repeating patterns</p> <ul style="list-style-type: none"> Making lines that go down and up Showing ideas by painting pictures Using different objects to paint with Making recognisable shapes Responding to the ideas of others Using things to make patterns 	 <p>Dubuffet – textures</p> <ul style="list-style-type: none"> Making recognisable shapes Responding to the ideas of others Using different materials to make a picture 	 <p>Modigliani – faces</p> <ul style="list-style-type: none"> Describing self Responding to the ideas of others Using different materials to make a picture Mixing and making colours
<p>Computing</p>	<p>See Computing Curriculum (MM)</p>					