

Art Challenge!

KS 1 Islamic Art

www.vam.ac.uk/page/i/islamic-art-and-design

Islamic art is very different to art from Europe. Art in Islam is based on designs made using shapes, usually with patterns, bright colours, calligraphy or writing. Islamic art is different because it is just beautiful to look at but also reminds the viewer of Allah (pbuh) who Muslims believe is God.



The roof of the Blue Mosque



A tile design



Ramadan calligraphy

Khalleelul Chemand

Activity: Work in the styles of Islamic Art

1. Colour the outlines of the designs.

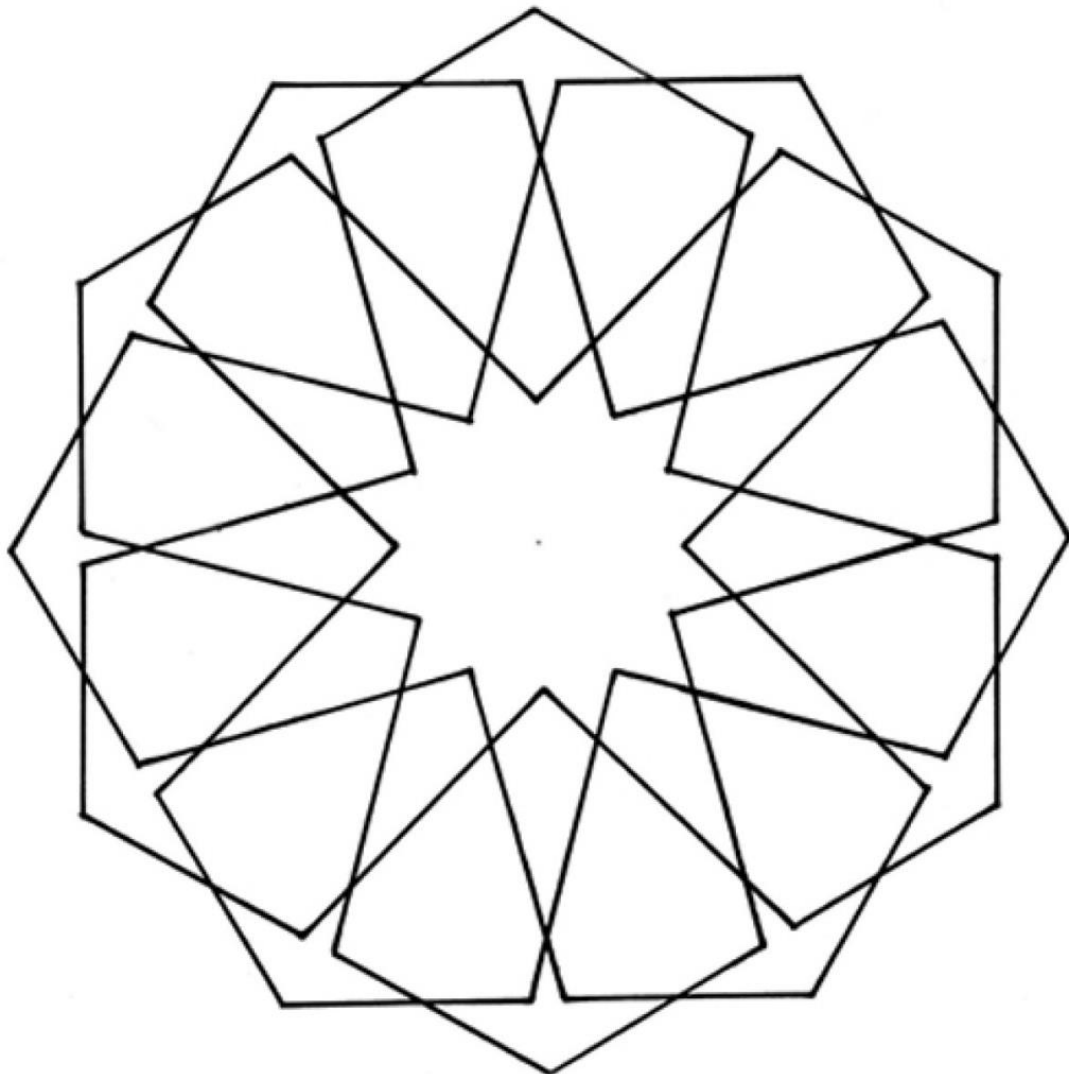
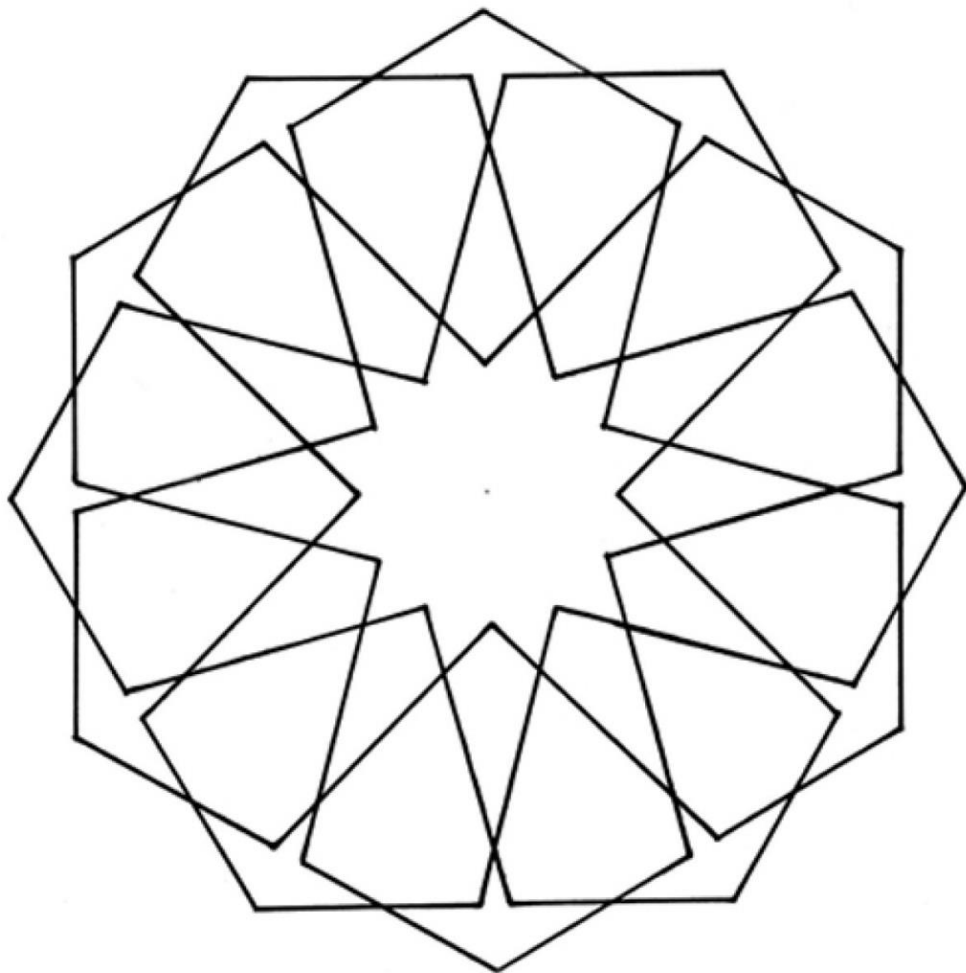
2. Where there are 2 the same you could try different ways to colour them.
3. Remember if you have any gold crayons or paints to use gold too!



The first page is done using shapes and is called geometric.

The second page uses lines and shapes a bit like flowers and is called arabesque.

The third one is calligraphy, and this is using letters in art.

Look at the photographs on the front page and decide which sort of Islamic art each one is.





اللَّهُمَّ صَلِّ وَسَلِّمْ عَلَى نَبِيِّكَ مُحَمَّدٍ وَعَلَى آلِهِ وَصَحْبِهِ أَجْمَعِينَ
